

Scaled data based on original data using
LM-79-08 Approved Method: Electrical and Photometric Measurements of Solid-
State Lighting Products

Test Report Prepared for
Cooper Lighting Solutions
(formerly Eaton)

Brand: LUMARK

Report Number: P144880

Luminaire Tested: **LDRC-SL2-E01-E**

Issue Date: 3/3/2020

Test Information

Test Method: LM-79-08
Report Number: P144880
REPORT IS SCALED FROM IESNA LM-79-08 TEST DATA (P33701)
Test Lab: INNOVATION CENTER-P3
Issue Date: 3/3/2020
Manufacturer: COOPER LIGHTING SOLUTIONS (FORMERLY EATON)
Product Line: LUMARK
Catalog Number: LDRC-SL2-E01-E
Description: RC LED ROADWAY SMALL CUTOFF COBRAHEAD LUMINAIRE
(1) LIGHTBARS WITH AccuLED OPTICS - TYPE 2 W/ SPILL LIGHT CONTROL
Light Source: (21) 4000K CCT, 70 CRI LEDs
Ballast/Driver: -

Summary

Lumens per Lamp: N/A
Luminaire Lumens: 2928 lumens
Efficiency: N/A
Efficacy: 118.5 lumens/watt
Luminous Opening: Rectangular (W 0.17' x L: 1' x H: 0')
IES Classification: Type II - Short - Non-Cutoff
BUG Rating: B1 - U0 - G1

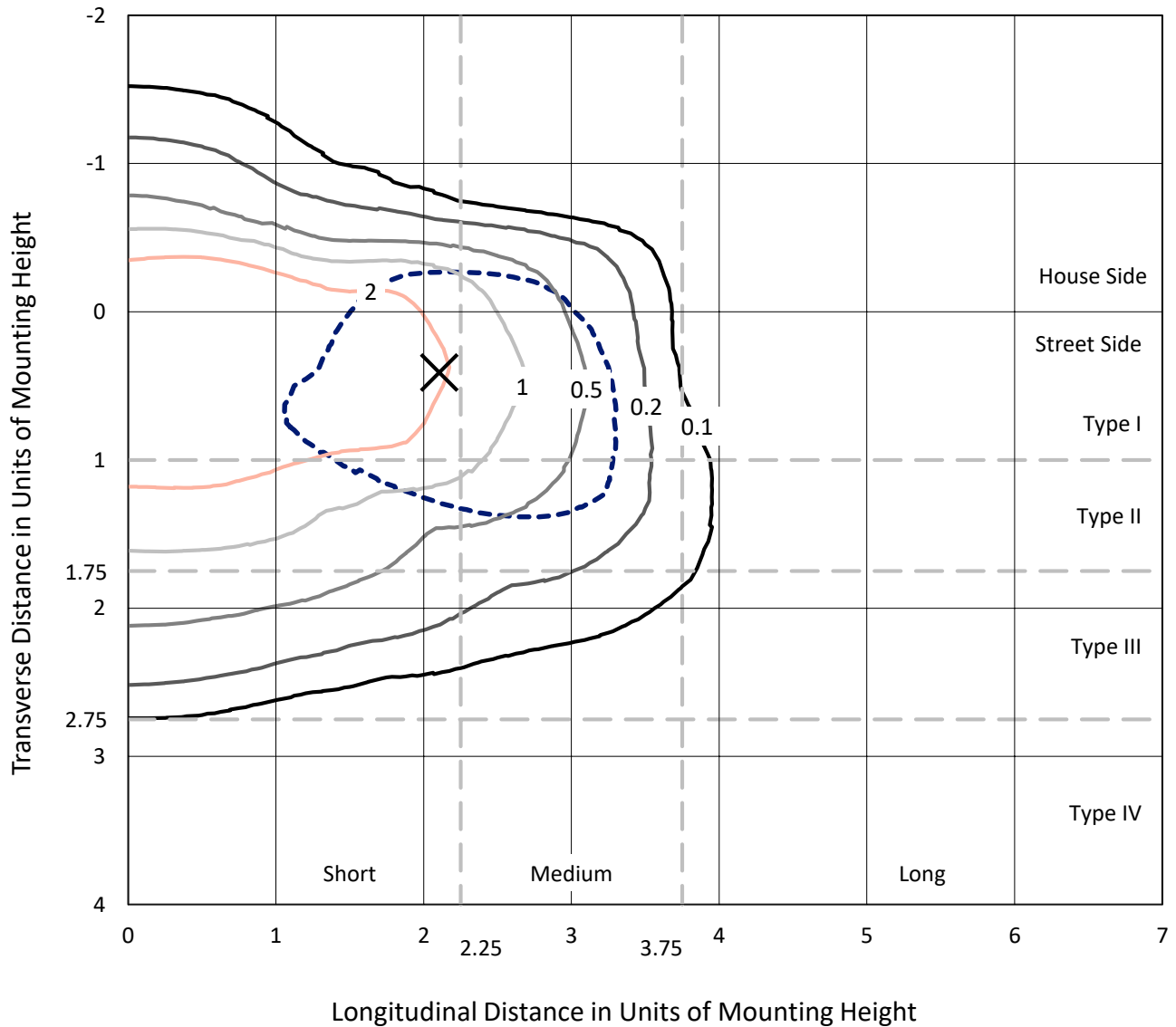
Input Watts (W): 24.7
Input Voltage (V): NR
Input Current (Ain): NR
Voltage Rise (V): NR
Power Factor: NR
Total Harmonic Distortion (THDi): NR
Frequency (hertz): 60
Stabilization Time: NR
Operation Time: NR
Ambient Temperature (°C): NR
Test Distance: 25 FT



REPORT NUMBER: P144880
 CATALOG NUMBER: LDRC-SL2-E01-E

Iso-Footcandle Lines of Horizontal Illumination

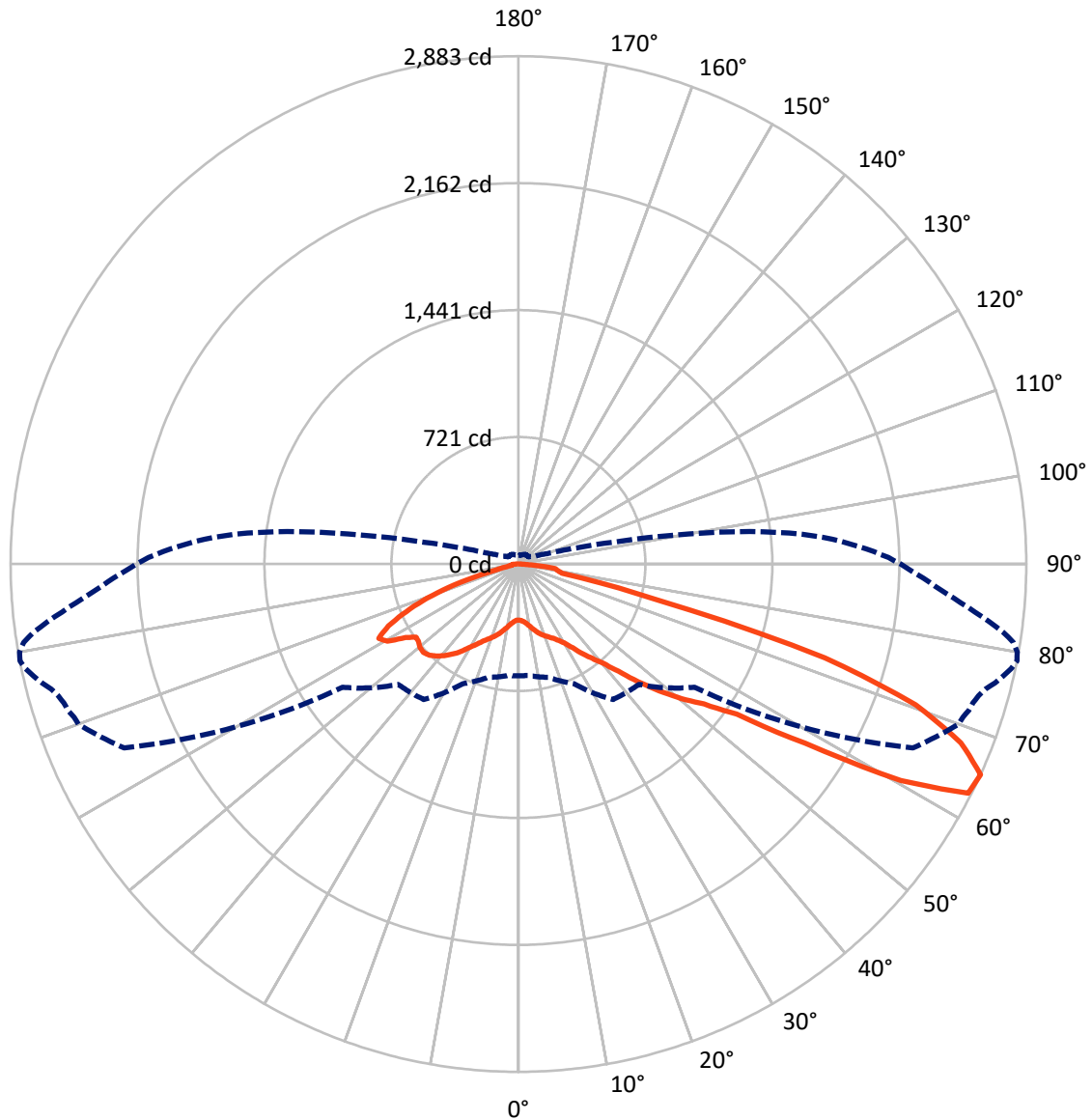
× Max cd
 - - - 1/2 Max cd



Based on 10 foot mounting height. Maximum calculated value = 4.1 fc
 Type II - Short - Non-Cutoff

REPORT NUMBER: P144880
CATALOG NUMBER: LDRC-SL2-E01-E

Luminous Intensity Polar Plot



— Vertical Plane Through 79-Deg Lateral - - - Horizontal Cone Through 65-Deg Vertical

REPORT NUMBER: P144880

CATALOG NUMBER: LDRC-SL2-E01-E

FLUX DISTRIBUTION:

		Downward	Upward	Total
House Side	Lumens	664.6	0.0	664.6
	% Fixture	22.7	0.0	22.7
Street Side	Lumens	2263.4	0.0	2263.4
	% Fixture	77.3	0.0	77.3
Total	Lumens	2928.0	0.0	2928.0
	% Fixture	100.0	0.0	100.0

Coefficient of Utilization

ZONAL LUMENS:

Zone	Lumens	% Fixture
0°-10°	31.6	1.1
10°-20°	102.8	3.5
20°-30°	177.3	6.1
30°-40°	289.1	9.9
40°-50°	482.6	16.5
50°-60°	652.5	22.3
60°-70°	810.6	27.7
70°-80°	324.6	11.1
80°-90°	57.0	1.9
90°-100°	0.0	0.0
100°-110°	0.0	0.0
110°-120°	0.0	0.0
120°-130°	0.0	0.0
130°-140°	0.0	0.0
140°-150°	0.0	0.0
150°-160°	0.0	0.0
160°-170°	0.0	0.0
170°-180°	0.0	0.0
0°-90°	2928.0	100.0
0°-180°	2928.0	100.0



REPORT NUMBER: P144880

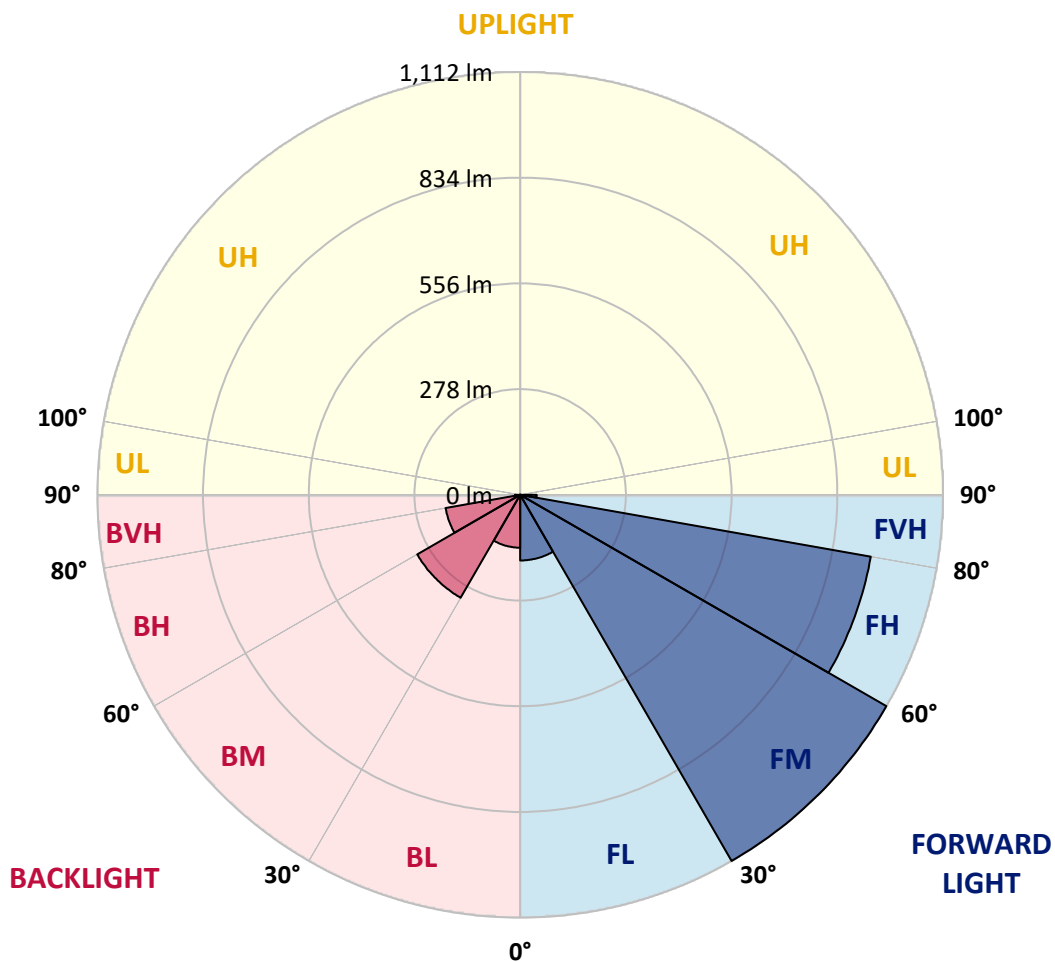
CATALOG NUMBER: LDRC-SL2-E01-E

LUMINAIRE CLASSIFICATION SYSTEM LUMEN TABLE AND BUG RATING:

Zone	Lumens	% Fixture	Zone Rating/Lumen Limit		
			B	U	G
FL (0°-30°)	172.7	5.9			
FM (30°-60°)	1111.5	38.0			
FH (60°-80°)	935.9	32.0			G1/1800
FVH (80°-90°)	43.3	1.5			G1/100
BL (0°-30°)	139.0	4.7	B1/500		
BM (30°-60°)	312.6	10.7	B1/1000		
BH (60°-80°)	199.2	6.8	B1/500		G1/500
BVH (80°-90°)	13.8	0.5			G1/100
UL (90°-100°)	0.0	0.0		U0/0	
UH (100°-180°)	0.0	0.0		U0/0	

BUG Rating: B1-U0-G1

Type II Short





REPORT NUMBER: P144880

CATALOG NUMBER: LDRC-SL2-E01-E

CANDELA DISTRIBUTION (FULL):

	0°	5°	15°	25°	35°	45°	55°	65°	70°	71°	72°
0°	318.2	318.2	318.2	318.2	318.2	318.2	318.2	318.2	318.2	318.2	318.2
2.5°	320.6	320.4	321.4	322.2	322.2	322.6	322.4	321.2	321.4	321.8	321.4
5°	324.2	323.4	324.4	325.6	326.4	327.4	328.4	328.6	329.4	329.4	329.2
7.5°	332.0	331.4	332.8	333.2	335.0	336.6	338.6	340.0	340.8	341.2	341.8
10°	345.4	345.0	345.4	346.2	347.0	348.8	352.2	355.2	357.0	357.0	357.8
12.5°	361.6	360.0	360.4	358.8	359.2	363.0	367.0	372.0	375.0	375.4	375.8
15°	374.2	373.4	372.8	370.6	372.2	377.2	383.4	390.6	393.2	395.4	395.2
17.5°	386.0	385.0	383.6	380.6	382.2	390.2	399.6	407.6	412.0	412.4	412.8
20°	400.0	398.8	396.2	390.0	389.6	400.8	413.4	422.0	426.0	427.8	428.4
22.5°	417.8	416.2	411.4	399.4	396.2	409.4	424.4	435.0	439.2	441.0	442.0
25°	440.6	437.4	429.8	411.0	404.4	418.2	436.2	449.0	454.8	456.6	457.8
27.5°	461.2	458.8	449.6	427.4	416.0	430.0	450.6	467.0	475.0	477.2	479.0
30°	485.2	481.8	474.4	450.8	435.6	448.0	474.2	495.0	504.8	505.0	509.0
32.5°	541.6	539.4	532.6	506.6	481.0	481.8	506.2	534.8	544.6	546.2	549.8
35°	625.2	624.4	624.2	609.8	590.8	571.2	573.0	594.8	601.4	604.0	605.2
37.5°	680.2	687.2	704.2	714.6	709.8	714.0	692.0	665.4	661.6	658.8	660.0
40°	727.6	733.8	768.2	816.2	845.4	866.0	846.6	765.0	734.6	725.8	722.4
42.5°	755.6	762.6	811.8	888.6	963.0	1011.8	1017.0	903.6	826.4	825.4	812.6
45°	770.8	777.8	836.6	940.0	1045.2	1133.2	1178.8	1074.2	960.8	952.4	934.6
47.5°	767.8	774.4	835.6	959.0	1093.8	1213.8	1305.0	1246.6	1115.8	1095.6	1071.0
50°	731.2	736.0	800.2	928.0	1080.8	1247.4	1391.4	1404.8	1291.2	1263.8	1227.0
52.5°	693.4	702.0	755.2	873.0	1021.8	1226.6	1443.0	1548.8	1455.0	1436.2	1389.0
55°	673.0	679.8	723.2	823.8	959.6	1155.6	1464.4	1684.6	1654.0	1646.4	1613.0
57.5°	672.2	678.8	713.4	794.0	909.0	1081.6	1470.6	1894.4	1984.2	1986.2	1976.6
60°	705.0	711.8	740.8	808.4	893.4	1018.2	1448.4	2192.0	2390.4	2408.0	2437.4
62.5°	709.6	712.8	747.8	839.0	950.2	970.8	1357.0	2439.8	2669.6	2685.8	2702.0
65°	634.8	634.6	665.6	749.6	938.4	966.0	1219.6	2470.2	2658.4	2668.2	2688.4
67.5°	473.4	469.4	487.0	563.8	744.6	967.2	1056.8	2240.8	2451.2	2469.8	2476.6
70°	244.0	250.2	262.2	309.2	472.8	778.6	907.8	1890.6	2151.8	2158.8	2183.0
72.5°	100.2	97.6	105.8	130.0	236.6	514.6	751.0	1492.0	1777.2	1772.4	1776.8
75°	55.8	56.6	59.0	67.8	115.0	258.4	645.2	1056.2	1208.6	1125.8	1100.8
77.5°	44.8	45.2	45.4	47.0	62.8	137.8	495.2	695.6	607.8	564.4	547.8
80°	32.8	35.0	37.4	37.8	43.2	78.2	271.6	585.6	513.0	477.0	447.4
82.5°	26.4	27.4	32.6	33.4	34.4	46.6	123.0	550.0	511.0	474.2	433.4
85°	15.8	17.6	26.6	26.8	27.2	28.4	68.0	224.0	278.6	246.2	225.4
87.5°	5.6	7.2	13.2	11.0	14.0	11.6	29.8	75.0	92.4	87.8	77.8
90°	0.0	0.0	0.0	0.0	0.0	0.0	0.0	0.0	0.0	0.0	0.0



REPORT NUMBER: P144880

CATALOG NUMBER: LDRC-SL2-E01-E

CANDELA DISTRIBUTION (continued):

	73°	74°	75°	76°	77°	78°	79°	80°	81°	82°	83°
0°	318.2	318.2	318.2	318.2	318.2	318.2	318.2	318.2	318.2	318.2	318.2
2.5°	321.2	321.2	321.6	321.4	321.4	321.4	321.4	321.0	321.0	320.4	320.8
5°	329.2	329.0	329.2	329.4	329.2	329.6	329.6	329.2	329.4	329.2	329.4
7.5°	342.0	341.0	342.4	341.6	341.4	342.6	342.6	342.6	342.8	342.6	342.4
10°	358.2	358.8	358.8	358.8	358.4	359.6	359.8	360.2	360.4	361.2	361.2
12.5°	376.8	377.0	377.8	377.6	378.0	379.4	380.4	380.6	380.8	381.4	380.6
15°	396.8	397.2	397.2	399.0	398.4	400.4	401.0	401.0	401.2	403.6	403.8
17.5°	414.6	414.6	416.2	416.2	417.8	418.2	420.0	420.2	421.0	423.2	423.4
20°	429.6	430.4	431.4	432.6	433.2	434.4	435.6	436.8	437.8	439.6	439.8
22.5°	443.8	444.6	446.2	447.0	448.4	449.2	450.2	451.6	453.2	455.6	456.2
25°	460.2	461.0	462.8	464.0	465.6	466.8	468.6	470.4	471.4	473.8	475.6
27.5°	481.0	483.4	485.8	486.4	487.6	490.4	492.8	495.2	497.4	498.6	500.8
30°	511.4	511.4	516.4	516.4	518.6	521.2	522.8	525.4	529.4	530.6	533.4
32.5°	552.2	553.2	555.0	560.4	564.4	565.6	566.8	570.6	573.0	576.0	579.4
35°	610.4	611.4	612.4	617.6	622.2	623.4	624.6	627.0	631.0	636.2	634.6
37.5°	662.6	663.2	666.4	672.2	674.8	678.0	679.0	683.4	685.6	690.4	690.6
40°	725.4	724.0	725.8	732.4	736.4	736.2	739.4	747.4	749.0	751.2	756.8
42.5°	813.0	807.8	813.4	815.6	821.6	825.4	831.8	837.2	841.0	849.4	853.4
45°	926.2	920.8	925.4	926.4	938.8	942.6	952.2	959.4	967.6	977.2	980.0
47.5°	1055.2	1045.2	1039.6	1045.8	1060.6	1066.8	1076.2	1083.0	1091.6	1096.6	1095.0
50°	1204.6	1180.6	1169.4	1166.2	1176.8	1185.6	1200.2	1203.4	1207.4	1207.2	1207.4
52.5°	1371.2	1346.2	1322.8	1306.6	1305.0	1316.8	1320.4	1321.2	1320.0	1311.0	1305.4
55°	1588.8	1587.0	1562.4	1528.8	1526.6	1525.2	1504.2	1501.6	1496.8	1483.0	1464.0
57.5°	1983.6	2003.6	1987.4	1986.6	1969.0	1957.4	1918.8	1899.6	1879.4	1842.0	1812.2
60°	2440.0	2469.0	2485.0	2492.0	2526.4	2526.4	2494.8	2467.6	2434.8	2377.8	2322.2
62.5°	2714.8	2740.2	2763.8	2800.8	2844.6	2864.0	2865.6	2841.4	2800.0	2735.0	2656.4
65°	2697.4	2716.2	2744.8	2788.4	2824.6	2859.4	2882.8	2875.4	2843.8	2778.8	2693.2
67.5°	2500.4	2527.8	2564.8	2605.0	2638.6	2671.4	2709.2	2712.0	2703.6	2641.8	2564.4
70°	2196.4	2231.6	2255.0	2305.6	2320.8	2354.0	2392.0	2410.2	2396.6	2349.0	2303.6
72.5°	1784.4	1812.2	1816.2	1794.2	1801.8	1810.0	1819.2	1776.6	1760.2	1696.6	1667.4
75°	1082.0	1045.4	1014.6	984.0	892.6	860.2	810.4	712.2	701.0	633.6	586.8
77.5°	514.6	499.2	471.4	424.8	362.8	303.4	251.8	204.6	187.0	154.0	131.2
80°	430.8	412.4	387.4	352.8	309.4	266.2	225.4	190.4	155.2	126.4	101.0
82.5°	395.2	363.2	328.0	298.2	267.6	238.2	210.8	179.2	160.6	129.6	105.8
85°	199.8	175.0	141.8	119.4	100.8	82.0	71.0	60.6	54.0	43.0	37.4
87.5°	67.0	54.8	40.8	34.6	31.2	26.8	24.6	23.4	22.8	20.2	18.0
90°	0.0	0.0	0.0	0.0	0.0	0.0	0.0	0.0	0.0	0.0	0.0



REPORT NUMBER: P144880

CATALOG NUMBER: LDRC-SL2-E01-E

CANDELA DISTRIBUTION (continued):

	84°	85°	86°	87°	88°	89°	90°	91°	92°	93°	94°
0°	318.2	318.2	318.2	318.2	318.2	318.2	318.2	318.2	318.2	318.2	318.2
2.5°	320.8	320.8	320.8	320.8	320.6	320.6	320.6	320.6	320.6	320.6	320.8
5°	329.0	329.0	329.2	329.8	328.6	329.0	329.4	328.8	329.4	328.8	329.6
7.5°	342.2	342.8	342.4	343.2	342.8	344.0	343.2	342.6	343.0	343.0	343.2
10°	360.8	361.6	361.0	361.4	361.4	362.2	361.2	361.4	361.6	361.2	361.4
12.5°	381.4	381.8	381.6	382.8	382.2	382.8	382.2	383.0	383.4	383.8	383.8
15°	403.8	404.2	405.4	405.2	406.4	406.0	406.2	405.2	407.2	406.0	406.4
17.5°	424.4	424.2	425.8	426.4	426.6	426.8	427.4	426.6	426.8	427.4	427.0
20°	440.4	441.8	442.2	443.8	445.0	445.4	445.2	445.8	446.6	445.8	445.8
22.5°	457.4	459.4	460.0	461.0	462.2	462.4	463.6	464.2	464.6	464.4	464.6
25°	477.8	479.2	480.6	482.6	484.0	484.2	485.2	486.0	486.2	486.0	487.2
27.5°	502.8	504.6	506.4	508.8	510.4	510.8	513.0	513.0	514.2	514.8	515.2
30°	535.0	535.6	540.2	542.6	542.0	544.8	547.8	547.6	549.0	549.4	550.4
32.5°	581.8	581.8	585.8	588.8	592.0	591.0	595.6	594.8	597.0	598.2	597.6
35°	638.6	640.6	643.6	645.4	648.8	650.6	653.8	655.6	656.6	656.4	654.2
37.5°	697.2	700.4	701.6	706.0	709.4	712.4	712.8	710.8	711.6	707.6	706.4
40°	764.2	768.8	771.6	778.2	777.8	781.6	782.0	776.2	775.2	770.0	764.6
42.5°	857.8	864.2	866.4	871.4	867.4	869.2	859.2	856.8	848.8	840.4	828.2
45°	984.0	980.8	982.2	980.8	970.2	962.4	954.2	942.4	930.6	914.4	897.0
47.5°	1095.0	1096.6	1086.2	1079.6	1062.4	1051.4	1036.4	1015.8	1001.4	979.6	956.6
50°	1202.8	1185.0	1170.4	1155.2	1140.0	1119.8	1097.2	1079.0	1058.0	1030.8	1002.6
52.5°	1290.4	1267.4	1249.8	1228.2	1207.6	1185.2	1161.6	1135.2	1107.6	1080.4	1045.6
55°	1445.6	1412.2	1389.6	1351.8	1328.4	1297.0	1278.6	1244.4	1206.0	1170.0	1133.0
57.5°	1778.6	1728.6	1702.8	1681.4	1645.0	1593.4	1560.6	1504.4	1449.6	1411.2	1349.6
60°	2280.2	2229.4	2186.6	2136.0	2080.2	2010.2	1979.0	1912.8	1834.4	1771.0	1689.6
62.5°	2592.8	2522.6	2453.2	2382.2	2326.2	2271.4	2206.8	2140.0	2062.4	1976.2	1887.2
65°	2605.4	2521.2	2438.2	2365.8	2300.2	2229.0	2168.4	2100.6	2019.0	1930.2	1837.8
67.5°	2474.6	2380.4	2291.4	2212.0	2137.0	2071.0	2007.6	1943.8	1856.4	1782.0	1687.4
70°	2214.0	2128.0	2047.4	1957.0	1899.6	1825.4	1763.6	1696.4	1633.8	1564.2	1475.6
72.5°	1626.2	1561.4	1469.4	1431.0	1400.2	1321.6	1275.6	1270.0	1230.0	1146.6	1080.4
75°	604.8	514.8	487.6	503.8	476.8	485.8	482.4	463.2	464.0	449.8	433.0
77.5°	118.4	110.0	103.4	105.2	97.8	94.6	101.4	99.4	95.8	96.8	95.2
80°	80.6	68.2	61.8	59.4	56.4	55.0	54.6	54.0	52.8	52.2	50.4
82.5°	79.4	59.0	46.6	40.0	37.6	36.4	35.4	35.2	34.8	34.6	35.2
85°	31.6	25.6	23.4	21.4	20.8	20.2	20.2	20.0	19.8	20.2	21.0
87.5°	15.4	13.0	11.8	10.8	10.4	10.2	10.2	10.4	10.6	11.4	13.0
90°	0.0	0.0	0.0	0.0	0.0	0.0	0.0	0.0	0.0	0.0	0.0



REPORT NUMBER: P144880

CATALOG NUMBER: LDRC-SL2-E01-E

CANDELA DISTRIBUTION (continued):

	95°	96°	97°	98°	99°	100°	101°	102°	103°	104°	105°
0°	318.2	318.2	318.2	318.2	318.2	318.2	318.2	318.2	318.2	318.2	318.2
2.5°	320.4	320.6	320.2	320.4	320.2	319.8	319.6	320.2	320.0	319.8	319.8
5°	328.6	329.4	329.0	328.6	328.6	328.4	328.4	328.4	328.2	328.4	327.8
7.5°	342.8	342.6	342.6	342.2	341.8	342.2	342.0	341.4	341.6	341.2	340.6
10°	361.0	360.4	361.4	361.4	360.6	360.4	360.0	359.4	359.4	358.8	358.8
12.5°	382.6	382.0	383.4	382.4	381.2	381.0	379.8	379.4	380.0	379.8	379.4
15°	404.6	404.8	405.4	405.2	403.8	403.8	402.2	402.4	401.2	400.8	399.8
17.5°	426.0	426.2	425.6	425.6	424.6	424.0	422.2	422.4	421.6	420.0	418.8
20°	445.2	445.0	443.6	444.8	442.8	442.4	440.8	439.2	439.6	438.0	435.6
22.5°	464.0	463.6	463.2	462.6	461.6	461.2	459.4	459.2	457.2	454.8	452.8
25°	485.8	485.6	485.0	485.2	483.2	483.4	480.2	479.4	478.2	475.6	474.0
27.5°	514.0	514.0	512.4	511.8	511.2	510.4	507.6	505.6	502.6	499.6	496.4
30°	548.6	548.2	547.8	546.2	544.0	542.8	537.8	534.6	530.6	525.0	520.2
32.5°	598.0	594.6	591.8	588.2	584.6	580.8	573.0	567.6	561.2	552.2	544.6
35°	653.0	647.2	644.2	636.8	630.0	622.4	613.0	602.0	593.2	581.4	569.0
37.5°	698.4	694.0	686.0	677.6	668.0	653.6	643.0	631.2	615.8	602.8	587.8
40°	754.4	744.4	733.0	719.0	705.8	689.6	675.0	658.0	639.2	620.4	600.8
42.5°	813.2	797.8	779.0	762.8	742.8	721.6	702.6	679.6	655.6	630.4	604.2
45°	873.2	854.2	829.2	806.2	778.4	751.8	724.6	693.2	660.4	626.8	593.8
47.5°	928.2	900.4	872.0	841.0	809.0	774.8	736.2	695.0	651.8	607.6	566.4
50°	971.4	936.6	900.8	865.0	825.8	781.4	732.8	679.0	625.8	572.8	525.4
52.5°	1009.6	970.6	926.6	882.2	833.8	779.2	718.4	655.0	590.2	531.6	478.4
55°	1083.6	1034.6	976.6	919.4	858.2	789.4	713.6	636.0	561.4	497.6	441.0
57.5°	1284.6	1218.4	1128.6	1049.2	971.6	871.4	764.6	669.0	574.0	498.6	435.6
60°	1601.2	1493.4	1390.6	1269.6	1144.0	1006.6	863.4	734.6	618.8	524.2	448.4
62.5°	1784.8	1671.0	1538.8	1392.2	1229.4	1062.0	897.6	747.2	620.2	517.2	433.2
65°	1735.2	1620.8	1475.4	1325.4	1152.2	981.0	817.8	673.4	550.2	455.0	374.6
67.5°	1588.0	1468.4	1331.8	1165.4	999.8	841.2	692.4	556.4	447.4	358.6	287.6
70°	1373.8	1267.4	1135.8	982.4	821.8	679.2	553.8	431.2	339.0	257.6	201.6
72.5°	1019.6	925.4	843.2	715.0	597.4	485.6	383.4	300.0	220.6	166.8	128.4
75°	428.0	396.2	382.8	335.8	292.0	239.4	180.2	143.6	116.4	99.0	78.6
77.5°	103.8	103.8	97.6	91.4	84.0	76.0	67.2	60.0	56.4	53.2	50.6
80°	50.4	50.0	48.4	48.2	46.8	45.0	44.0	42.6	42.0	41.2	40.8
82.5°	35.4	35.2	34.6	35.4	35.2	36.0	36.4	36.6	36.6	36.8	37.0
85°	22.4	23.2	24.8	26.8	28.6	30.8	32.8	34.4	35.6	36.6	37.4
87.5°	14.2	16.2	17.4	20.4	23.4	26.8	30.6	32.2	33.6	33.8	32.6
90°	0.0	0.0	0.0	0.0	0.0	0.0	0.0	0.0	0.0	0.0	0.0



REPORT NUMBER: P144880

CATALOG NUMBER: LDRC-SL2-E01-E

CANDELA DISTRIBUTION (continued):

	106°	107°	108°	109°	110°	115°	125°	135°	145°	155°	165°
0°	318.2	318.2	318.2	318.2	318.2	318.2	318.2	318.2	318.2	318.2	318.2
2.5°	319.8	319.6	320.0	319.6	319.6	319.4	318.8	318.2	317.6	317.4	316.8
5°	327.6	327.6	328.0	327.2	327.4	326.6	324.8	322.8	321.0	319.4	317.6
7.5°	340.8	340.2	340.4	340.2	339.8	338.2	334.2	329.2	324.4	319.4	315.4
10°	358.4	357.2	357.2	356.8	356.2	354.0	345.6	335.6	325.6	316.6	310.0
12.5°	378.0	378.2	376.6	375.6	374.6	370.0	357.4	341.4	325.6	311.2	300.6
15°	398.4	398.2	396.4	395.8	393.6	386.8	367.8	344.4	321.8	300.6	284.8
17.5°	416.8	416.0	414.2	413.0	410.6	401.6	374.8	343.0	311.8	284.0	264.2
20°	433.6	432.6	431.0	428.8	426.4	413.4	377.4	335.8	296.0	264.2	244.2
22.5°	451.0	448.8	447.0	444.0	441.4	424.0	375.6	323.0	278.0	242.2	220.8
25°	470.4	467.8	464.0	460.4	456.4	432.6	370.6	307.0	256.4	218.4	196.8
27.5°	491.4	487.6	482.6	478.0	471.6	439.0	362.0	289.2	232.8	194.8	172.4
30°	513.6	506.6	500.4	493.4	485.2	442.0	349.6	267.2	206.8	170.8	148.4
32.5°	535.2	525.8	516.6	506.4	495.2	440.8	332.0	241.2	180.8	148.4	129.6
35°	557.2	543.6	530.8	517.0	503.4	434.8	307.8	212.4	156.2	129.8	116.2
37.5°	572.2	555.2	538.2	521.6	505.2	421.8	275.6	180.2	134.0	116.4	106.6
40°	579.8	559.0	538.2	517.6	497.4	400.2	238.0	150.8	118.2	106.4	99.4
42.5°	577.6	551.8	526.0	501.6	476.8	365.8	197.2	126.6	107.2	98.6	92.4
45°	559.4	528.6	499.2	473.4	442.4	321.6	162.0	111.6	98.8	92.2	86.4
47.5°	525.2	490.8	454.8	425.6	396.6	270.4	134.8	102.2	91.4	86.0	80.2
50°	481.6	441.8	405.8	374.2	345.8	222.6	116.2	94.2	85.4	80.8	74.6
52.5°	433.6	390.8	358.0	324.8	297.0	185.8	103.2	85.4	79.6	74.8	69.8
55°	393.8	354.2	320.8	287.4	259.4	162.6	92.4	78.6	74.2	69.2	65.2
57.5°	383.2	338.0	301.6	270.0	241.2	148.4	84.6	72.4	69.4	65.6	61.2
60°	387.6	337.8	297.0	262.4	232.2	137.0	78.8	68.2	65.8	62.4	57.8
62.5°	371.8	319.2	278.0	241.2	212.6	122.6	74.6	66.2	64.6	60.0	54.8
65°	316.8	268.6	229.0	197.2	172.6	103.2	71.2	68.0	66.4	58.4	52.8
67.5°	241.2	201.0	169.2	145.4	127.6	85.4	70.4	74.0	70.8	59.2	52.2
70°	166.8	136.4	116.0	101.6	90.4	72.0	73.0	80.6	76.0	61.8	55.6
72.5°	105.8	88.4	78.4	73.0	67.6	60.8	72.4	79.8	73.6	62.2	55.6
75°	67.8	60.6	57.2	55.2	53.6	53.0	63.8	65.6	59.2	54.0	51.8
77.5°	48.0	46.8	46.2	46.0	46.2	47.6	52.8	49.4	43.0	43.2	44.4
80°	40.6	40.6	40.2	40.4	40.8	41.4	42.2	36.4	33.0	35.6	39.6
82.5°	37.2	37.8	38.2	38.6	39.2	38.4	35.8	27.6	26.6	34.6	38.8
85°	37.8	37.8	38.0	38.4	38.6	34.6	29.8	20.8	20.4	38.8	36.6
87.5°	32.4	32.0	30.6	29.6	28.2	23.8	19.8	11.6	12.0	24.0	25.6
90°	0.0	0.0	0.0	0.0	0.0	0.0	0.0	0.0	0.0	0.0	0.0



REPORT NUMBER: P144880

CATALOG NUMBER: LDRC-SL2-E01-E

CANDELA DISTRIBUTION (continued):

	175°	180°
0°	318.2	318.2
2.5°	316.6	316.6
5°	316.6	316.6
7.5°	314.0	313.2
10°	306.4	305.4
12.5°	294.8	293.8
15°	277.0	275.8
17.5°	254.8	252.8
20°	231.6	228.8
22.5°	208.4	206.2
25°	184.6	182.6
27.5°	161.2	159.2
30°	139.6	138.8
32.5°	123.6	122.8
35°	111.8	111.4
37.5°	103.8	103.4
40°	96.8	96.4
42.5°	90.4	89.8
45°	84.0	84.2
47.5°	77.6	77.4
50°	72.0	72.0
52.5°	67.4	67.2
55°	63.2	63.0
57.5°	59.0	58.8
60°	55.4	54.8
62.5°	52.0	51.6
65°	49.8	49.6
67.5°	48.2	47.6
70°	47.8	46.2
72.5°	46.6	44.6
75°	43.8	42.8
77.5°	38.6	37.4
80°	29.8	27.6
82.5°	25.0	21.6
85°	18.4	17.0
87.5°	13.4	10.6
90°	0.0	0.0

(END OF REPORT)